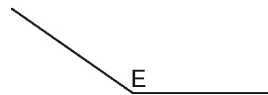
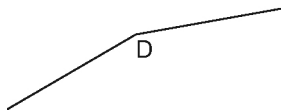
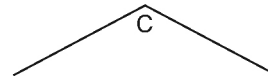
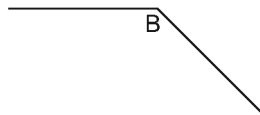
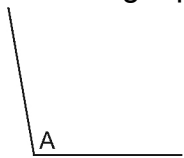


Lesson 2: Exploring Angles Name: _____

You will need a protractor.

1. a) Look at the obtuse angles below. Order the angles from smallest to largest without using a protractor.

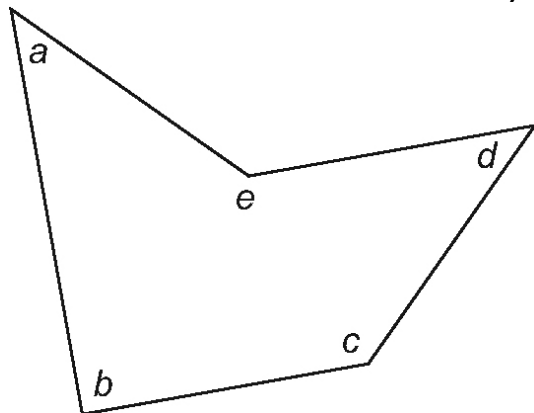


- b) Measure the angles with your protractor. Order the angles from least to greatest measure.

- c) Compare the two methods you used to order the angles. Did you get the same answer each time? Explain.

3. Use your protractor to measure the angles in each polygon below and write them down.

a)



b)

