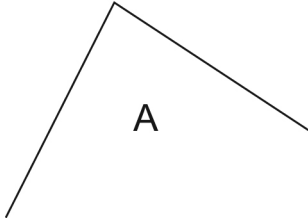
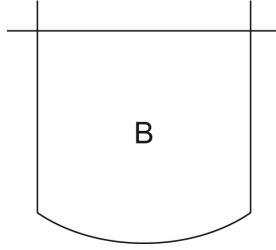


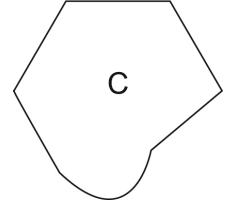
Lesson 4: Investigating Polygons

Reference: Math Makes Sense Text, pgs 214-218

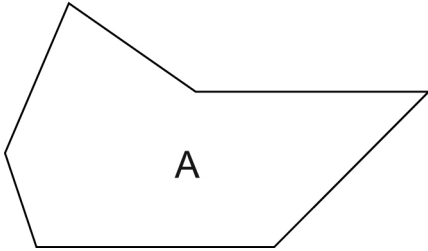
1. Explain why each shape is **not** a polygon.

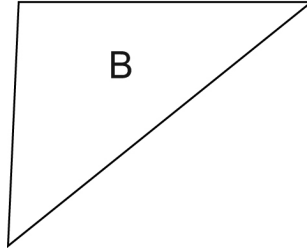


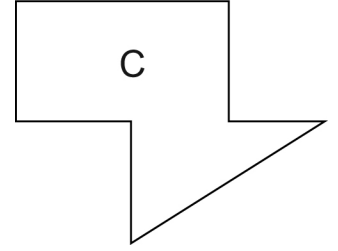




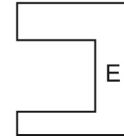
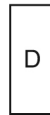
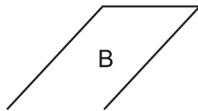
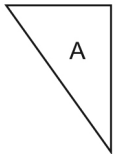
2. Explain why each shape is a polygon.







3. Sort these shapes into polygons and non-polygons.



4. Sort these polygons into regular and irregular polygons.

