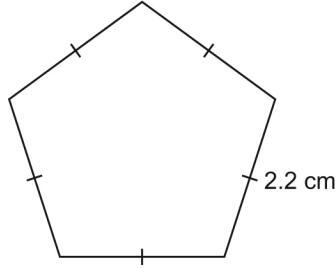


Lesson 7: Perimeters of Polygons

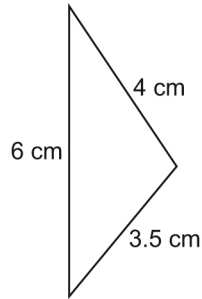
Reference: Math Makes Sense Text pgs 226-230

1. Find the perimeter of each polygon. Show work!!!!

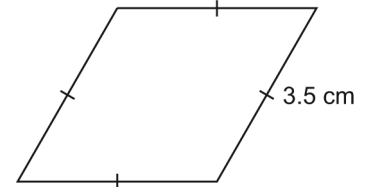
a)



b)



c)



2. Look at the polygons in question 1. For which polygons can you write a formula to find the perimeter? Explain and show.
3. The perimeter of an isosceles triangle is 24 cm. What might the lengths of the sides be? Give 3 different answers. Show sketches below with all labelling.
4. Write the side length of each polygon. Use another paper to show picture and calculations.
- a) a regular hexagon with perimeter 18 m
 - b) a regular pentagon with perimeter 25 cm
 - c) an equilateral triangle with perimeter 36 cm
 - d) a square with perimeter 12 m
5. Find the perimeter of each polygon. Use another paper to show picture and calculations.
- a) a regular octagon with side length 7 cm
 - b) a pentagon with side lengths 4 cm, 6 cm, 4 cm, 5 cm, 5 cm
 - c) a rectangle with side lengths 4 m and 9 m
 - d) a triangle with side lengths 5 cm, 7 cm, and 7 cm
 - e) a parallelogram with side lengths 6 m and 12 m
6. Explain below using pictures and calculations how to use a formula to find the perimeter of a rectangle 10 cm long and 8 cm wide.